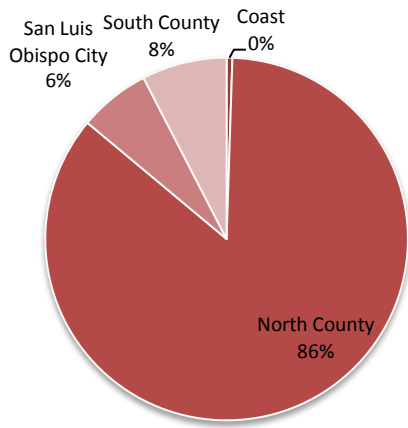


Industry Snapshot Wineries

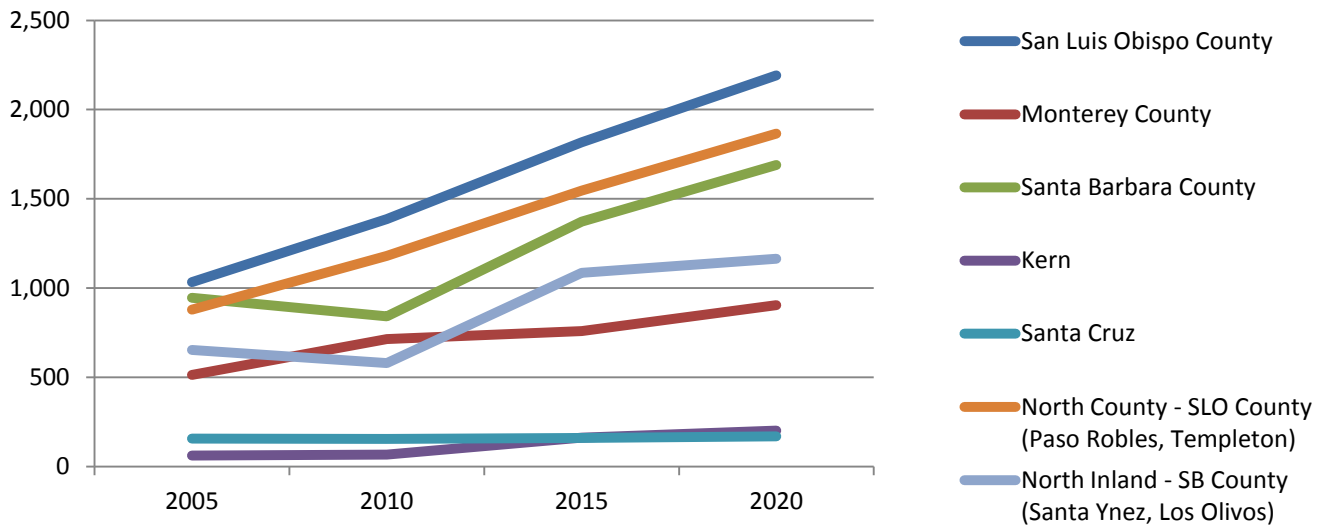
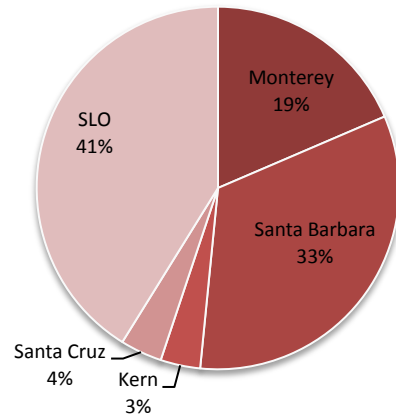
San Luis Obispo County – Quarter 3 - June 2016

Total Jobs SLO County 1,963 +252 jobs from Q2 Location Quotient 38.16	1 year % Change (2015-2016) +8.0% 146 jobs	5 year % Change (2011-2016) +50.5% 659 jobs	Projected % Change (2011-2021) +69.3% 904 jobs	Avg Earnings Per Job \$43,226
Total Jobs by SLO County sub-region	Coastal <10 jobs	North County 1,671 jobs	San Luis Obispo City 124 jobs	South County 148 jobs
Total Jobs by Regional Neighbors	Monterey County 885 jobs	Santa Barbara County 1,575 jobs	Kern County 169 jobs	Santa Cruz County 178 jobs

Total Jobs by SLO County Sub-Regions



Total Jobs by Regional Neighbors



This industry comprises establishments engaged in one or more of the following: (1) growing grapes and manufacturing wines and brandies; (2) Manufacturing wines and brandies from grapes and other fruits grown elsewhere; and (3) blending wines and brandies.



By Sarah Hayter, Workforce Development Business Services & Labor Market Specialist
Data source: Economic Modeling Specialists International (EMSI) / www.economicmodeling.com