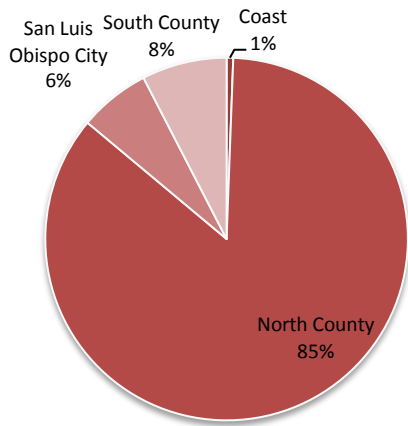


Industry Snapshot Wineries

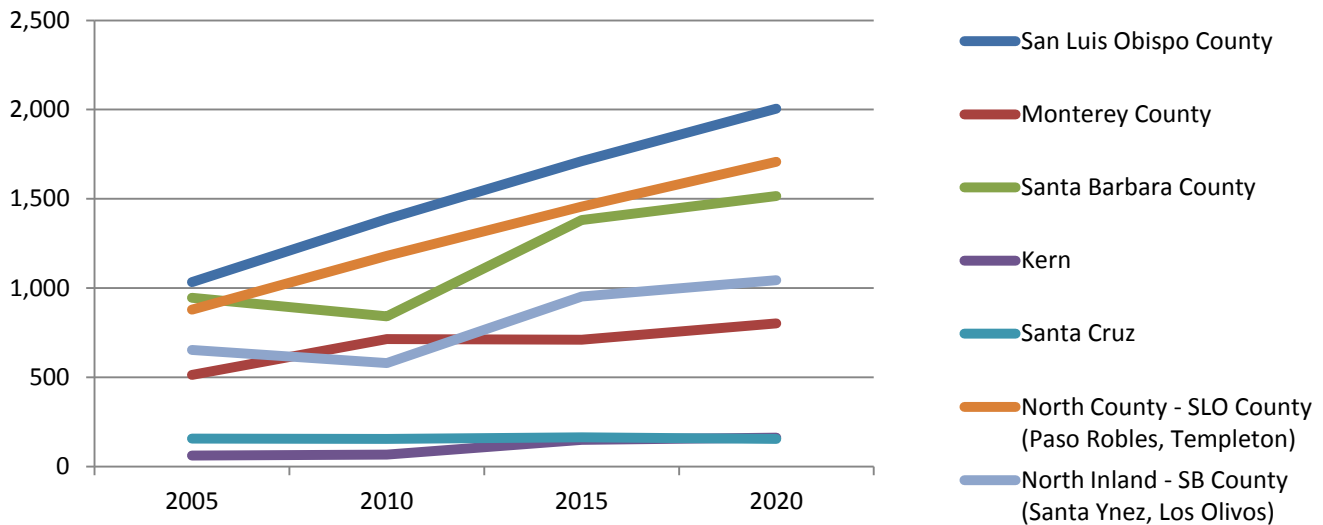
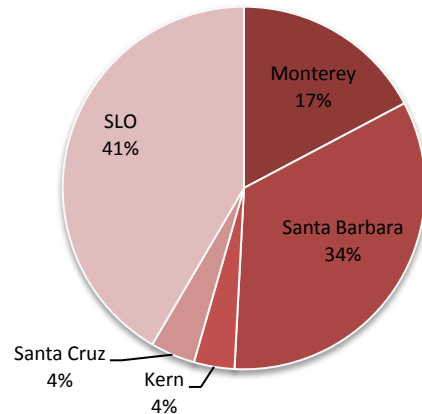
San Luis Obispo County – Quarter 2 - April 2016

Total Jobs SLO County	1 year % Change (2014-2015)	5 year % Change (2010-2015)	Projected % Change (2010-2020)	Avg Earnings Per Job
1,711 +16 jobs from Q1 Location Quotient 37.35	+1.2% 21 jobs	+23.4% 324 jobs	+44.6% 618 jobs	\$40,868
Total Jobs by SLO County sub-region	Coastal <10 jobs	North County 1,456 jobs	San Luis Obispo City 108 jobs	South County 129 jobs
Total Jobs by Regional Neighbors	Monterey County 711 jobs	Santa Barbara County 1,382 jobs	Kern County 149 jobs	Santa Cruz County 164 jobs

Total Jobs by SLO County Sub-Regions



Total Jobs by Regional Neighbors



This industry comprises establishments engaged in one or more of the following: (1) growing grapes and manufacturing wines and brandies; (2) Manufacturing wines and brandies from grapes and other fruits grown elsewhere; and (3) blending wines and brandies.



By Sarah Hayter, Workforce Development Business Services & Labor Market Specialist
Data source: Economic Modeling Specialists International (EMSI) / www.economicmodeling.com